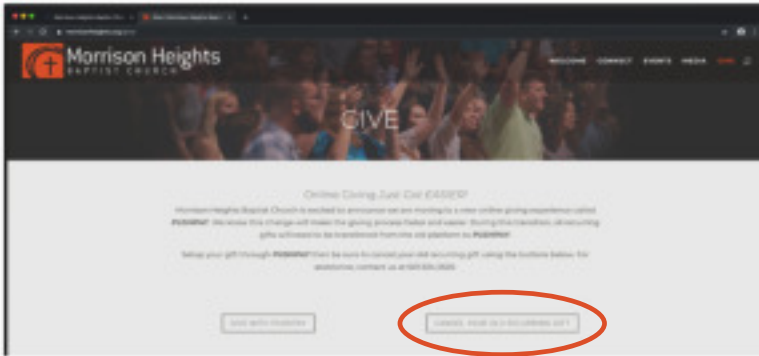


HOW TO CANCEL A RECURRING GIFT IN FELLOWSHIP ONE

1. Go to: morrisonheights.org/give

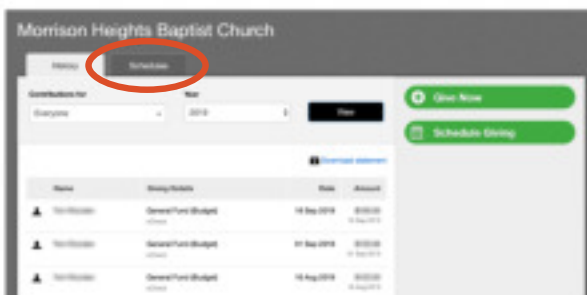
2. Click CANCEL YOUR OLD RECURRING GIFT



3. Login to your Fellowship One account



4. Select Schedules tab



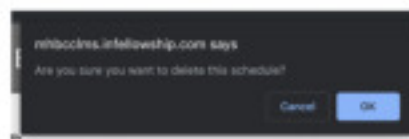
5. Select the scheduled gift you wish to cancel



6. Click Delete this schedule



7. Click OK when prompted



8. Repeat steps 5-7 for each recurring gift you wish to cancel

Complete. Thank you for helping us improve the online giving process at Morrison Heights by switching your recurring gift to *PUSHPAY*.